



Optimal Solutions for the Future

BM 2740U



Bridge type machine
with Universal Head

BM 2740U

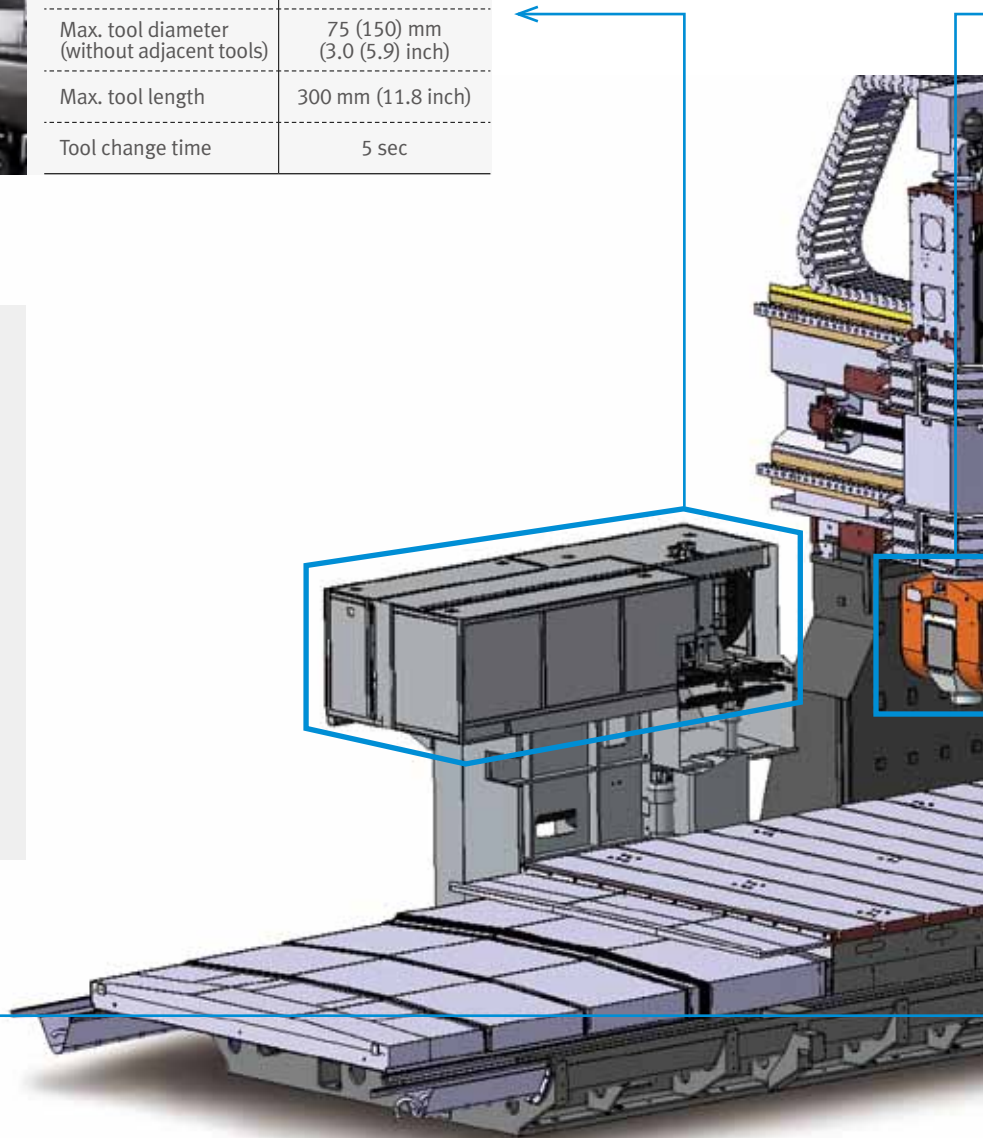
ver. EN 160502 SU

Chain-type ATC



Tool type	HSK-A63
No. of tools	60 EA
Max. tool weight	8 kg (17.6 lb)
Max. tool diameter (without adjacent tools)	75 (150) mm (3.0 (5.9) inch)
Max. tool length	300 mm (11.8 inch)
Tool change time	5 sec

HEIDENHAIN iTNC530



BM 2740U

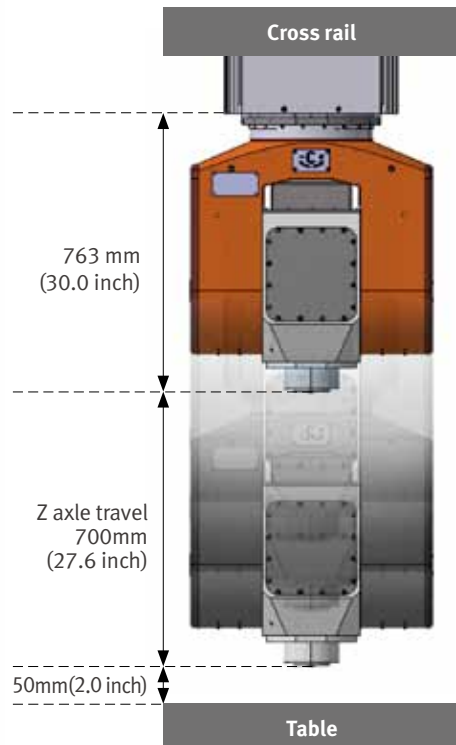
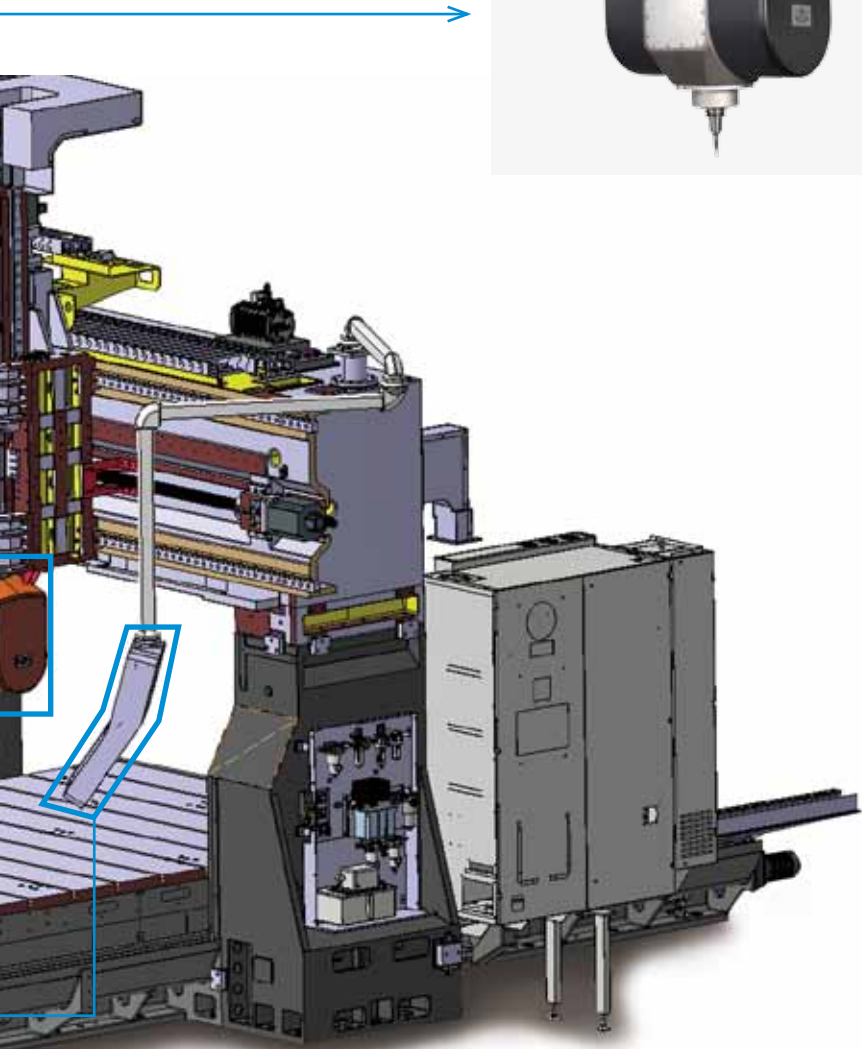
Simultaneous 5-Axis Double Column Machining Center for Processing Large Aerospace Parts

Simultaneous 5-axis cutting is supported by a universal head suitable for processing large aerospace parts. The simultaneous 5-axis performance has been further enhanced by incorporating the HEIDENHAIN CNC system. The design concept focused on user convenience and work efficiency improves productivity with higher added value.

Universal Head (HeadTec)



Spindle speed	18000 r/min
Power	40 kW (53.6 Hp)
Torque(S1/S6 60%)	100 N·m / 138 N·m (73.8 ft-lbs / 101.8 ft-lbs)
Rotating angle (B/C axis)	±110 / ±220
Tool type	HSK-63A



Simultaneous 5-axis cutting realized with a universal head

- 2-axis universal head
- Integrated with the Heidenhain CNC System for high reliability in simultaneous 5-axis machining

Two-face-contact HSK-type spindle suitable for high-speed high-precision cutting


- High speed spindle: HSK-A63 / 18000 rpm

Structure designed for high-precision cutting

- Symmetric double column structure
- Linear scale (X / Y / Z axis)
- Thermal error compensation technology

Main Specifications

BM2740U



Description	BM 2740U
Travel Distance (X / Y / Z)	4000 mm / 2500 mm / 700 mm (157.5 inch / 98.4 inch / 27.6 inch)
Rapid traverse (X / Y / Z)	12 / 16 / 16 m/min
Spindle speed / taper	18000 r/min / HSK-A63
Spindle power / torque	40 kW / 138 N-m (53.6 Hp / 101.8 ft-lbs)
Table size (X x Y)	4000mm x 2500mm (157.5 inch x 98.4 inch)
Table loading capacity	15000 kg (33068.9 lb)
Tool storage capacity	60 ea
NC System	HEIDENHAIN iTNC530

Standard Feature

Footstep
 Spindle head cooling system
 Coolant gun
 Flood coolant
 Air curtain
 Ball screw nut cooling system
 Coolant tank & chip pan
 DAFc (Adaptive Feed Control)
 DHC (Doosan Heat Control)
 Linear scale (X / Y / Z axis)
 Potable MPG
 Semi splash guard
 60 tools magazine

Optional Feature

Air dryer
 Through spindle coolant
 Air gun
 Automatic tool measurement
 Automatic workpiece measurement
 Coolant chiller
 Full splash guard
 LCD 1MPG handle
 Lift up chip conveyor & bucket
 Oil mist collector
 Oil skimmer



Doosan Machine Tools

<http://www.doosanmachinetools.com>

www.facebook.com/doosanmachinetools

Optimal Solutions for the Future

Head Office

Yeonkang Bldg., 6th FL., 270, Yeonji-dong,
 Jongno-gu, Seoul, Korea
 Tel +82-2-3670-5345 / 5362
 Fax +82-2-3670-5382

Doosan Machine Tools China

Room 101,201,301, Building 39 Xinzhuang Highway
 No.258 Songjiang District,China Shanghai(201612)
 Tel +86 21-5445-1155
 Fax +86 21-6405-1472

Doosan Machine Tools Japan

#2412, Mita Kokusai Bldg. 1-4-28 Mita,
 Minato-ku, Tokyo 108-0073, Japan
 Tel +81 3 5730 9013
 Fax +81 3 5730 9016

Doosan Machine Tools America

19A Chapin Rd., Pine Brook, NJ 07058, U.S.A.
 Tel +1-973-618-2500
 Fax +1-973-618-2501

Doosan Machine Tools Europe

Emdener Strasse 24, D-41540 Dormagen, Germany
 Tel +49-2133-5067-100
 Fax +49-2133-5067-111

Doosan Machine Tools India

106 / 10-11-12, Amruthahalli, Byatarayanapura,
 Bellary road, Bangalore-560 092, India
 Tel +91-80-4266-0122 / 121 / 100



* For more details, please contact Doosan Machine Tools.

* The specifications and information above-mentioned may be changed without prior notice.

* Doosan Machine Tools Co., Ltd. is a subsidiary of MBK Partners. The trademark **DOOSAN** is used under a licensing agreement with Doosan Corporation, the registered trademark holder.